

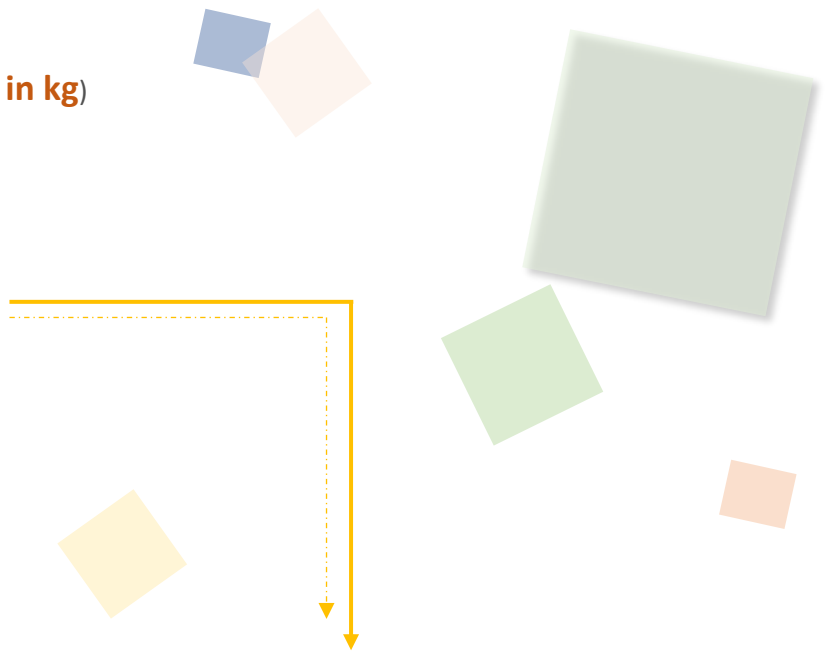
Trading Volume & Amount in Charts

■ VOLUME

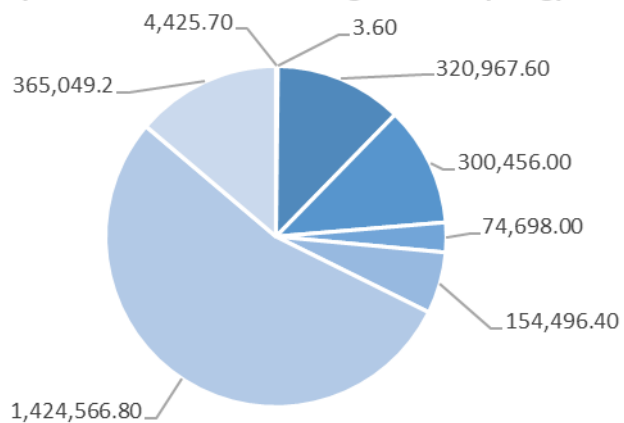
Popular Products (Trading Volume, in kg)

Total: 21,568,171.30


- ◆ Au Products: 2,644,663.30
- ◆ Ag (T+D): 16,372,736.00
- ◆ Others: 2,550,772.00

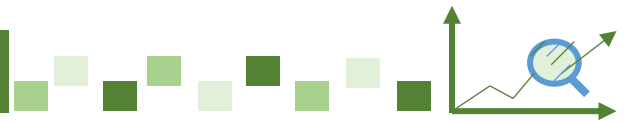


Popular Au Products Trading Volume (in kg)



- iAu9999
- PGC30g
- Au99.99
- Au(T+D)
- SHAU
- mAu(T+D)
- PAu99.99
- Others





Trading Volume & Amount in Charts

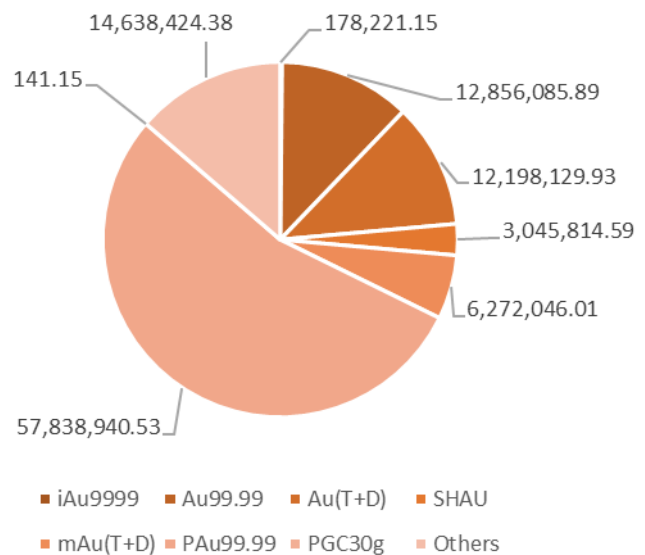
AMOUNT

Popular Products (Trading Amount, in 10,000 RMB)

Total: 117,069,495.22

- ◆ Au Products: 107,027,803.64
- ◆ Ag (T+D): 8,544,493.95
- ◆ Others: 1,497,197.63


Popular Au Products Trading Amount (in 10,000 RMB)

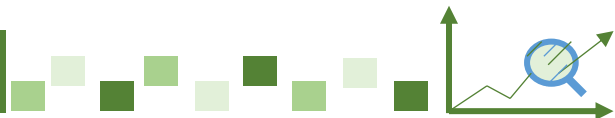




Trading Volume & Amount in Details


Trading Volume (in kg)							
Contract	Previous Month Daily Average	Present Month Daily Average	Previous Month accumulative total	Present Month accumulative total	Month-on -Month	Year-on -Year	Present Year accumulative total
Au99.95	129.45	154.36	2,848.00	3,396.00	19.24%	-45.21%	34,238.00
Au99.99	10,591.60	14,589.44	233,015.10	320,967.60	37.75%	-23.61%	3,137,999.46
Au100g	17.45	22.63	383.80	497.80	29.70%	-6.74%	6,046.60
Au995	0.00	0.00	0.00	0.00	-	-	0.00
PGC30g	0.13	0.16	2.82	3.60	27.66%	-54.89%	50.52
iAu9999	116.03	201.17	2,552.68	4,425.70	73.37%	-31.03%	83,550.28
iAu100g	0.00	0.00	0.00	0.00	-	-100.00%	4.00
iAu995	0.00	0.00	0.00	0.00	-	-	400.00
Au(T+D)	13,729.82	13,657.09	302,056.00	300,456.00	-0.53%	-26.40%	4,230,260.00
mAu(T+D)	7,065.29	7,022.56	155,436.40	154,496.40	-0.60%	36.37%	1,442,543.40
Au(T+N1)	0.00	0.80	0.00	17.60	-	-86.92%	10,787.80
Au(T+N2)	22.22	96.85	488.80	2,130.60	335.88%	1459.74%	11,837.40
NYAuTN06	274.35	198.56	6,035.80	4,368.40	-27.63%	497.43%	29,863.00
NYAuTN12	214.18	178.58	4,712.00	3,928.80	-16.62%	198.63%	37,946.20
PAu99.95	1,795.45	1,276.00	39,500.00	28,072.00	-28.93%	-71.93%	752,080.00
PAu99.99	102,291.16	64,753.04	2,250,405.60	1,424,566.80	-36.70%	-8.64%	23,969,535.80
IPAu99.99	13,411.91	11,625.55	295,062.00	255,762.00	-13.32%	116.90%	3,185,794.76
IPAu99.5	0.00	0.00	0.00	0.00	-	-	0.00
OAU99.99	1,387.27	1,751.82	30,520.00	38,540.00	26.28%	134.14%	252,548.00
LAu99.95	0.00	0.00	0.00	0.00	-	-100.00%	820.00
LAu99.99	0.00	0.00	0.00	0.00	-	-100.00%	101,104.00
CAu99.99	97.27	1,288.00	2,140.00	28,336.00	1224.11%	-	40,316.00
SHAU	5,037.64	3,395.36	110,828.00	74,698.00	-32.60%	-40.37%	1,453,632.00
Pt99.95	203.18	301.00	4,470.00	6,622.00	48.14%	-48.88%	124,374.00
Ag99.99	675.00	2.73	14,850.00	60.00	-99.60%	-99.78%	190,830.00
Ag(T+D)	827,421.91	744,215.27	18,203,282.00	16,372,736.00	-10.06%	-66.92%	365,277,802.00
PAG99.99	14,670.00	84,087.27	322,740.00	1,849,920.00	473.19%	201.09%	5,317,740.00
OAg99.99	0.00	0.00	0.00	0.00	-	-	0.00
SHAG	45,658.64	31,553.18	1,004,490.00	694,170.00	-30.89%	-44.88%	12,391,710.00
Au Products (in total)	156,181.23	120,211.97	3,435,987.00	2,644,663.30	-23.03%	-8.93%	38,781,357.22
Ag Products (in total)	888,425.55	859,858.45	19,545,362.00	18,916,886.00	-3.22%	-63.19%	383,178,082.00
Pt Products (in total)	203.18	301.00	4,470.00	6,622.00	48.14%	-48.88%	124,374.00
Total	1,044,809.95	980,371.42	22,985,819.00	21,568,171.30	-6.17%	-60.29%	422,083,813.22





Trading Volume & Amount in Details

Trading Amount (in 10,000 RMB)							
Contract	Previous Month Daily Average	Present Month Daily Average	Previous Month accumulative total	Present Month accumulative total	Month-on -Month	Year-on -Year	Present Year accumulative total
Au99.95	5,143.36	6,210.22	113,153.91	136,624.82	20.74%	-40.25%	1,327,672.87
Au99.99	421,922.64	584,367.54	9,282,298.10	12,856,085.89	38.50%	-17.50%	122,037,946.83
Au100g	703.36	919.21	15,473.93	20,222.64	30.69%	2.54%	237,342.40
Au995	0.00	0.00	0.00	0.00	-	-	0.00
PGC30g	5.25	6.42	115.41	141.15	22.31%	-52.77%	2,002.40
iAu9999	4,632.76	8,100.96	101,920.68	178,221.15	74.86%	-23.84%	3,250,521.03
iAu100g	0.00	0.00	0.00	0.00	-	-100.00%	149.73
iAu995	0.00	0.00	0.00	0.00	-	-	14,954.40
Au(T+D)	551,913.86	554,460.45	12,142,104.94	12,198,129.93	0.46%	-18.82%	165,885,154.67
mAu(T+D)	284,706.16	285,093.00	6,263,535.50	6,272,046.01	0.14%	50.44%	56,504,090.26
Au(T+N1)	0.00	32.28	0.00	710.16	-	-85.79%	411,094.75
Au(T+N2)	888.21	3,987.39	19,540.55	87,722.58	348.93%	1630.71%	460,217.20
NYAuTN06	11,017.48	8,041.88	242,384.66	176,921.32	-27.01%	551.94%	1,184,507.23
NYAuTN12	8,511.78	7,170.12	187,259.12	157,742.70	-15.76%	222.36%	1,490,909.62
PAu99.95	72,317.13	51,916.26	1,590,976.78	1,142,157.65	-28.21%	-68.92%	29,924,855.90
PAu99.99	4,120,611.02	2,629,042.75	90,653,442.46	57,838,940.53	-36.20%	0.13%	939,622,166.65
IPAu99.99	534,916.83	471,143.35	11,768,170.32	10,365,153.78	-11.92%	139.08%	124,197,765.13
IPAu99.5	0.00	0.00	0.00	0.00	-	-	0.00
OAu99.99	52,550.00	63,541.59	1,156,100.00	1,397,915.00	20.92%	127.33%	8,970,717.20
LAu99.95	0.00	0.00	0.00	0.00	-	-100.00%	32,414.60
LAu99.99	0.00	0.00	0.00	0.00	-	-100.00%	3,901,740.20
CAu99.99	3,907.18	52,420.62	85,957.90	1,153,253.74	1241.65%	-	1,619,217.06
SHAU	202,533.66	138,446.12	4,455,740.59	3,045,814.59	-31.64%	-33.98%	56,884,425.63
Pt99.95	4,275.19	6,741.78	94,054.08	148,319.14	57.70%	-47.24%	2,613,113.69
Ag99.99	314.42	1.45	6,917.29	31.80	-99.54%	-99.75%	87,610.40
Ag(T+D)	399,602.34	388,386.09	8,791,251.46	8,544,493.95	-2.81%	-63.09%	174,462,248.83
PAg99.99	7,066.06	44,697.39	155,453.36	983,342.68	532.56%	242.92%	2,604,344.64
OAg99.99	0.00	0.00	0.00	0.00	-	-	0.00
SHAG	21,935.99	16,613.82	482,591.71	365,504.00	-24.26%	-38.02%	5,799,703.13
Au Products (in total)	6,276,280.68	4,864,900.17	138,078,174.85	107,027,803.64	-22.49%	-0.31%	1,517,959,865.73
Ag Products (in total)	428,918.81	449,698.75	9,436,213.83	9,893,372.43	4.84%	-58.84%	182,953,907.00
Pt Products (in total)	4,275.19	6,741.78	94,054.08	148,319.14	57.70%	-47.24%	2,613,113.69
Total	6,709,474.67	5,321,340.69	147,608,442.76	117,069,495.22	-20.69%	-11.10%	1,703,526,886.42





Other Market Data

Delivery Volume

Delivery Volume (in kg)		
	Gold	Silver
Delivery Volume (Present Month)	687,687.50	3,644,370.00
Trading Volume (Present Month)	869,386.50	17,066,966.00
Delivery Ratio (Present Month)	79.10%	21.35%
Delivery Volume (Accumulative Total)	7,654,967.86	42,833,880.00
Trading Volume (Accumulative Total)	10,479,158.66	377,860,342.00
Delivery Ratio (Accumulative Total)	73.05%	11.34%
Withdrawal Volume (Present Month)	142,233.00	291,930.00
Withdrawal Volume (Accumulative Total)	1,571,604.36	2,034,960.00